

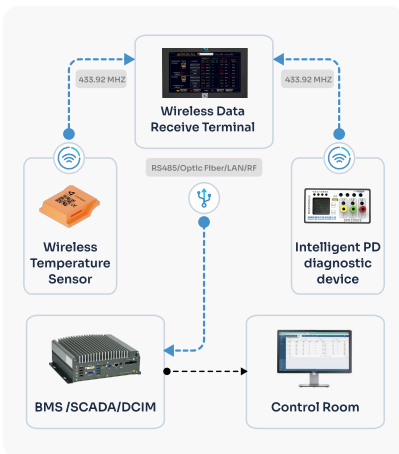
PTSPW2000F HMI Receiving Module

Product Overview

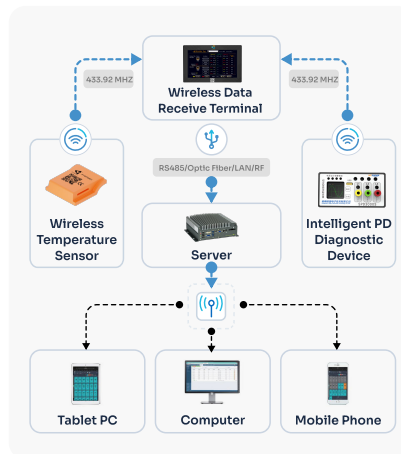
The PTSenR™ HMI Receiving Module (PTSPW2000F) is designed for continuous thermal monitoring of electrical power equipment connection points, addressing issues such as material ageing, poor contact, current overload, and excessive temperature rise.

The PTSPW2000F features an ultra-low power Wireless Protocol design, RF wireless isolation, and photoelectric isolation technology, ensuring complete isolation, strong anti-jamming ability, reliable operation, and easy installation. This makes it a very good solution for the data monitoring challenges in high-voltage environments. The PTSPW2000F HMI provides complete integral monitoring solutions for various high and low voltage switch cabinet contacts, gate switches, high-voltage cable middle heads, dry transformers, low-voltage high-current cabinets, and other electrical equipment. It is suitable for both new builds and retrofits. The pre-configured screens offer an easy-to-use graphical interface to indicate the status of all sensors.

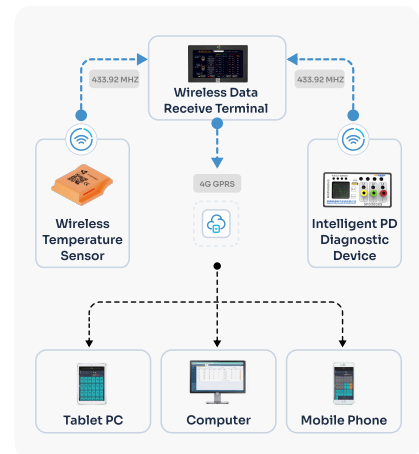
System Architecture



Local BMS/SCADA/DCIM



Standalone Server with remote monitoring



CLOUD storage with remote monitoring

Applications

Industrial Facilities



Commercial Buildings



Data Centers



Electrical Infrastructure

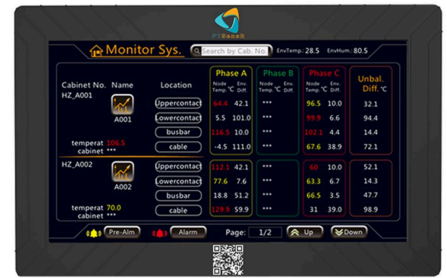


Unique Features

- User Friendly
- Low Maintenance
- Colour Indicators
- Graph Trending (up to 90days)
- Temperature Differential (ΔT)
- Display Absolute Target Temperature
- Unbalanced Temperature
- 10,000 Events Log
- Buzzer
- Pre-alarm, & Alarm Dry Contact
- Export via USB
- Date and Time Stamp
- Easy Maintenance

Characteristics

The PTSPW2000F stands out by offering robust isolation through its RF wireless isolation and photoelectric isolation technology, addressing the common vulnerability to electromagnetic interference (EMI) found in traditional electrical monitoring systems. In contrast to many monitoring technologies that respond to temperature alarms after overheating has occurred, which may be too late and result in catastrophic damage or failure, the PTSPW2000F employs a proactive approach. Its continuous thermal monitoring capabilities detect subtle temperature rises well before they reach critical levels, allowing for timely maintenance and preventing costly breakdowns.

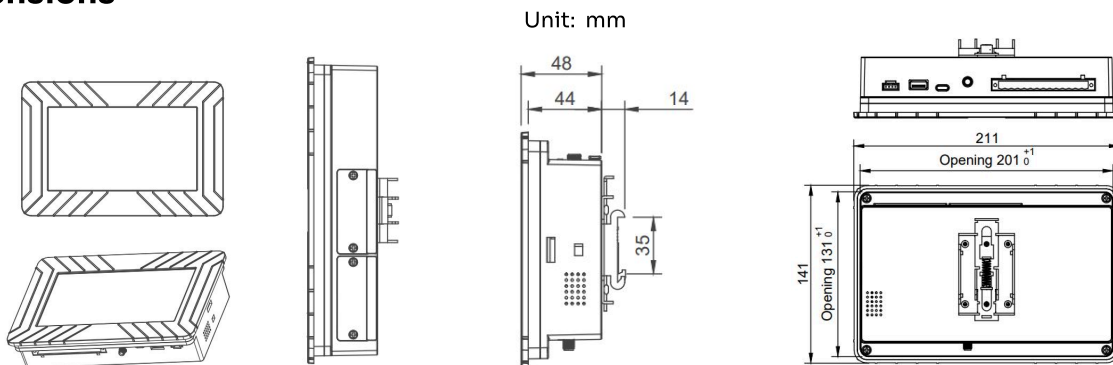


Related Products

In addition to the PTSPW2000F Touch Screen Receiving Module with RS-485, our product line includes:

- **PTSPW2000F-E:** 7" HMI with touch screen RECEIVING MODULE with RS-485 and Ethernet. This Provides high-speed network connection to achieve real-time data transmission.
- **PTSPW2000F-G:** 7" HMI with touch screen RECEIVING MODULE with RS-485 and GPRS. This enables wireless communication capabilities for remote monitoring and control.

Dimensions



Specifications

Power Supply Input Voltage	AC 85 ~ 264 V DC 110 V / 220 V	Mounting Cut-out	7-inches: 201 x 131 x 45 (mm) 10-inches: 201 x 131 x 45 (mm)
Maximum Power Consumption	≤5 W	Weight	7-inch: 0.62 (kgs) / 10-inch: 0.9 (kgs)
Wireless Operating Bandwidth	433.92 MHz / 2.4 GHz (Optional)	Operation Temperature	-20°C ~ 70°C
Wireless Reception Sensitivity	-110 dBm	Relative Humidity	≤95% RH (non-condensing)
Wireless Receiving Distance	0.4 ~ 300 meters	Storage Temperature	-20°C ~ 85°C
Communication Output	RS485, Ethernet, GPRS	Compliance	EN 62479; EN 61326; EN 220, 300, 301, 400, 489
Alarm of Outputs	Built-in buzzer, relay output, temperature value font colour changes	Graphic Display Screen	
Output Relay	1 Passive Relay (Dry Contact)	Graphic Display Screen LCD Type	WQVGA Colour TFT, LCD display
Communication Rate	2400 bps ~ 115200 bps (Default 9600 bps)	Viewing Area	7-inches / 10-inches
Communication Protocol	Standard Modbus-RTU protocol	Illumination Backlight	White LED, software-controlled
Max. Numbers of Sensors	500 Temp, 100 PD, 100 T/H	Colours	65,536 (16 bits)
Miscellaneous		Touchscreen	Resistive, analog
Battery Back-up	Via Super-Cap and RTC and system data	Virtual Keypad	Display virtual keyboard when the application requires data entry
Dimensions Size	7-inches: 210 x 140 x 49 (mm) 10-inches: 267 x 170 x 56 (mm)		